



DELHI WORLD PUBLIC SCHOOL PANIPAT
SUMMER HOLIDAY HOMEWORK
CLASS I


Name: _____ Sec: _____ Roll No. _____



This summer be

a


"Summer Superhero"!



Read a book



Start your day with
blessings of elders




Clean your room



Go on evening walk with
parents/Grand parents



Save water



Make a bird feeder



Water plants



Help your mother



Skill development: Social skills

Some fun and educational summer project ideas for **Class 1** students:---

1. My Mini Garden

- **Goal:** Learn how plants grow.
- **Activity:** Plant seeds (like beans or coriander) in small pots or recycled containers. Track their growth daily with drawings or photos.
- **Skills:** Responsibility, science observation, drawing.

2. Animal Fact Book

- **Goal:** Learn about 5 favorite animals.
- **Activity:** Make a scrapbook with pictures (drawn or cut out), fun facts, and where they live.
- **Skills:** Research, art, early writing.

3. Recycled Art Project

- **Goal:** Create art from waste.
- **Activity:** Use old boxes, bottles, and paper to make a robot, house, or animal model.
- **Skills:** Creativity, environmental awareness, fine motor skills.

4. My Weather Diary

- **Goal:** Observe and record daily weather.
- **Activity:** Draw the sun, clouds, or rain each day; note hot or cool.
- **Skills:** Observation, patterns, early science.

5. Story Box

- **Goal:** Build imagination and storytelling.
- **Activity:** Fill a box with random objects (e.g., toy, spoon, ribbon). Use them to create and tell a story.
- **Skills:** Speaking, creativity, sequencing.

ENGLISH

Skills Developed – Linguistic skill, intrapersonal skills

Fun with books- Encourage your children to read books with suitable morals. Books like Panchtantra, 101 moral stories, etc. Have walk together and talk to your children about what are their likes and dislikes etc.

- Help your children to write and memories your home address and contact numbers. Help them to make a beautiful visiting card of their own.
- Do one-page of cursive writing daily in cursive writing book.

My Family



Hello! I'm Candy. I'm twelve years old. This is my family. My father, John is forty years old. Jessica is my mother. She is beautiful. She is thirty-five. Sam is my grandfather and Marie is my grandmother. They are sixty-five years old. Tina is my sister, she is seven years old and Bob is a baby, he is six months. I love my family.

1. Complete the chart with the correct information about your own family.

Name	Family member	Ages
John	Father	Forty years

2. What kind of family do I live in? (Joint Family/ Nuclear Family)

I live in a _____

MATHEMATICS

ADDITION GAME

Skills Developed - Gross motor skills, Social skills, Thinking skills, Cognitive skills.

This fine motor Math facts activity is a hands-on way for kids to practice Addition. It's so easy to set up and lots of fun. So, let's practice addition with this fun "Paper Plate Addition Game".


Supplies Needed—Paper Plate, Buttons, black marker and dice.

How to make—Use black marker to draw a line across the center of your plate. Next draw a line to divide the top half again. See the image for an illustration. Write a Plus sign between top parts.

How to Play—Roll one dice, place that number of buttons in the first section of your plate. Roll the dice again. Place that number of buttons in the second section. Add the two sections together and put the correct number of buttons in the bottom half of the plate. Remove the buttons and again

Play the game 10 times and make the addition chart in an A4 size sheet as per the sample given below.

<u>Addition chart</u>				
1.	2	+	4	= 6
2.				
3.				
4.				
5.				
6.				
7.				
8.				
9.				
10.				



NOTE- Bring the addition plate and the chart once the school reopens.

EVS

Skills Developed - Gross motor skills, Thinking skills, Creative skills.

Have you tried the yummilicious mango shake???!!!

This summer try to make mango shake with the help of your mother. Make a recipe booklet with coloured A4 size sheets and write the recipe in it. Click the picture with your Mummy while preparing the mango shake, paste it in the recipe booklet and decorate it.

Surprise your father by a DIY key chain.

(Be creative) with the help of your mum make a key chain for your super DAD.

Reference Material: Beads, tassels, ribbons, pictures, fabric etc.



HINDI

Skills Developed- श्रवण कौशल, वाचन कौशल, पठन कौशल तथा लेखन कौशल


Q1. अपने वाचन कौशल को बढ़ाने के लिए दिए गए टंग ट्विस्टर का पांच बार उच्चारण करें।

पके पेड़ पर पका पपीता,
पका पेड़ या पका पपीता,

Q2. पाठशाला जाने के लिए अपना बस्ता खुद तैयार कीजिए। देखिए कौन सी चीज हम बस्ते में नहीं रखते उन पर गोला लगाइए?



Q3. तालाब में कुछ वर्ण दिए गए हैं। उन वर्णों को मछलियों में लिखें वर्णों के आगे लिख कर शब्द बनाइए।



	* Home Assignment Book*
English	Do page no.7,8,9,10,11,12,13,14,15.
Hindi	Do page no.37,38,39,40,49,50,51.
Maths	Do page no.61,62,63,64,70,72.
Evs	Do page no.89,90,91,92,93,94,95,96,98,99
Social st.	Do page no.121,122,123,124,125,126,127,128

Art File :---- World Music Day page no.43.
Assignment- Page no.48,49.

	* Home Assignment Book*
English	Do page no.7,8,9,10,11,12,13,14,15.
Hindi	Do page no.37,38,39,40,49,50,51.
Maths	Do page no.61,62,63,64,70,72.
Evs	Do page no.89,90,91,92,93,94,95,96,98,99
Social st.	Do page no.121,122,123,124,125,126,127,128

Art File :---- World Music Day page no.43.
Assignment- Page no.48,49.